

# INNOVATION

**SOFTWARE FOR LABELS**

## THE IMPORTANCE OF **MANAGEMENT SOFTWARE!**

- SAVE TIME ←
- REDUCE COSTS ←
- BE MORE EFFICIENT ←
- PRODUCE BETTER ←
- STAY AHEAD OF COMPETITORS ←

## **SOFTWARE NEWS**

Customers who invest in  
their future!



***LABEL PRINTING***  
IMPROVEMENTS AND DEVELOPMENTS!



# WHO IS SISTRADÉ?

SISTRADÉ – SOFTWARE CONSULTING, S.A. IS A GLOBAL COMPANY SPECIALISED IN SOFTWARE DEVELOPMENT AND CONSULTING SERVICES FOR DIFFERENT ACTIVITY AREAS, PARTICULARLY FOR INDUSTRY AND SERVICES.

# S

ISTRADÉ aims to provide information technology solutions based on the latest technologies for organizations, so that they take advantage of innovative management solutions, allowing the organizations not only good internal management, but also a growing connection with partners through e-commerce and online collaboration tools. The company with a team specialised in developing web based software, and knowledge of different business processes is based in the north of Portugal, in Oporto, and is currently a leading provider of management software for industry and services. The skills conceived and developed by SISTRADÉ allow implementing solutions in organizations with real added value.

## Solutions

Among MIS|ERP Sistrade® solutions one can find estimating, commercial management, financial management, human resource management, fixed asset management, research, development and innovation management, stocks & purchases, production management, SCADA & shop floor control, scheduling, mobile picking, Ebusiness, JDF, balanced scorecard, equipment maintenance, quality control, mobile business, project management; that are designed for such markets as offset printing industry, newspaper printing industry, label printing industry, rigid packaging printing industry, flexible packaging printing industry, digital

printing industry, forms printing industry, envelopes printing industry, woven labels, publishing industry, plastic extrusion industry, metalworking industry, textile industry, food industry and services.

## Research, Development and Innovation

SISTRADÉ is a company certified by Portuguese Institute for Accreditation (IPAC) in NP 4457 : 2007 Portuguese standard. With the implementation of the standard, it was possible to systematize the innovation, research and business development processes.

Since its founding, SISTRADÉ has participated in research projects with many entities of the national scientific system, such as INESC (The Institute for Systems and Computer Engineering) and FEUP (Faculty of Engineering, University of Porto), looking for synergies arising from the exchange of knowledge between academia and business.

## Quality Certification ISO 9001: 2008

The objective to provide the customers products and services of the highest

## SOLUTIONS

MIS|ERP SISTRADÉ®

- Estimating
- Commercial Management
- Financial Management
- Human Resource Management
- Fixed Asset Management
- Research Development and Innovation Management
- Stock & Purchases
- Production Management
- MES - SCADA & Shop Floor Control
- Energy Management
- Scheduling
- Mobile Warehouse
- Ebusiness
- JDF
- Balanced Scorecard
- Equipment Management
- Quality Control
- Mobile Business
- Eco-Efficiency
- Web2Print
- Business Intelligence

quality. It is also intended to promote in the company the values of social nature, where solidarity plays an important role. Cultural values and aspects such as harmony, environmental concern and excellence in the developed processes are also a future challenge to our company.

## Mission

SISTRADÉ seeks to establish partnership relations with the customers, in order to obtain concrete results, innovate and add value through joint decisions in ever more competitive electronic market. The company emphasizes a business growth by using innovative technologies, totally satisfying our customers and fulfilling and valuing our staff. These aspects will become added value for our customers, for our human resources and for our shareholders.

## Technology Partners

Since its founding, SISTRADÉ sought to establish partnership with various entities whenever the company believes that there is a potential synergy, therefore SISTRADÉ keeps its doors open to strategic partners that can bring a breath of fresh air to technological development



## MARKETS

WHERE YOU CAN FIND SISTRADÉ

### PRINTING INDUSTRY

- Offset Printing
- Newspaper Printing
- Label Printing
- Rigid Packaging Printing
- Flexible Packaging Printing
- Security Printing
- Digital Printing
- Form Printing
- Envelopes Printing
- Publishing

### OTHER INDUSTRIES

- Metalworking Industry
- Textile Industry
- Woven Labels
- Plastic Extrusion Industry
- Food Industry
- Services

quality, to increase customer satisfaction and to work on a path of continuous improvement has led the company to implement ISO 9001: 2008 standard.

## Values that drive SISTRADÉ

At SISTRADÉ, as an information technology company, the contact with the most recent and up-to-date technologies is constant, and there is no difference, at a technological level, between managers and the remaining staff. Thanks to the operational proximity between human resources, the transmission of company values is multi-directional. Values, such as innovation, help and team spirit, clearly influence the company's organization and functioning. The company's growth is due to implicitly developed important values, such as: innovation capacity; team spirit; continuous improvement; creativity; quality; transparency; responsibility; flexibility; professional ethics; humbleness and avai-



## CASE STUDIES

# LABEL PRINTING INDUSTRY COMPANIES

## THAT USE ERP SISTRADE®

THERE ARE SEVERAL GOOD EXAMPLES OF THE COMPANIES WHICH HAVE CHOSEN TO WORK WITH SISTRADE INTEGRATED BUSINESS MANAGEMENT SYSTEM, MAINLY BECAUSE THE AREA OF LABEL ESTIMATING MAKES ALL THE DIFFERENCE IN COMPARISON WITH THE COMPETITORS.



These days, especially at the time of widespread economic crisis, companies need to reach for all the possible tools in order to provide their customers differentiated service, SISTRADE is able to provide the best existing solutions in terms of management and estimating. Various industrial enterprises, regardless of the country or the market, found SISTRADE an ideal partner for increasing the entire labelling business.

### Etiforma

**PORTUGAL → SOCIEDADE EUROPEIA DE ETIQUETAS LDA**

Among Portuguese companies that chose to work safely, quickly and effectively using Portuguese integrated business management system - MIS|ERP Sistrade®, is Etiforma - Sociedade Europeia de Etiquetas, Lda, company belonging to Higifarma Group. This company was founded in February of 1993 and has been producing self-adhesive labels, including Fix-a-Form leaflets and Braille labels. The growth of Etiforma resulted in moving into new, better and larger facilities in September of 1994, allowing the manufacture of products with the highest quality standards. Besides, the company found Portuguese integrated business management system - MIS|ERP Sistrade® – as an ideal option for management, choosing a vertical solution specialized for the companies in the area of stickers and labels, which allows Etiforma a complete management of all departments, from the specific estimating (parameteri-

zed) according to the product type (labels), order management, invoicing, purchases from suppliers, stocks management, job orders management to the manufacturing data collection via production terminals, SCADA, accounting and other features.

[www.higifarma.pt](http://www.higifarma.pt)

### Eikon

**PORTUGAL → CENTRO GRÁFICO, S.A.**

Eikon is one of the leading Portuguese printing companies, active in the area of labelling, particularly front labels, adhesive labels and board stickers. The company currently works with Sistrade®, purchasing this system after the study of all the advantages that could be gained from its use. The project implementation began with Estimating Module, followed by Supplies Management and Production Control. According to the management of EIKON, this ERP “allowed us to have a very detailed management control in various areas of the company.”

[www.eikon.pt](http://www.eikon.pt)

→ Herzog Etiketten KG did not hesitate at the possibility of having an integrated management of all the departments from specific estimating, parameterized according to the product type - either labels or stickers...

pe and has the best place to work with customers from Germany, Switzerland, France, Poland, Slovenia, Turkey and Dubai. Herzog Etiketten KG manufactures self-adhesive labels for the tire industry, chemical industry, food and wine labels.

[www.herzogenetiketten.de](http://www.herzogenetiketten.de)

### Infini Label, Lda.

**PORTUGAL**

Another purchaser of Sistrade® Commercial Management module was Infini Label company, manufacturer of labels. The system implementation allows the management of all the commercial activity of the company, including estimating, invoicing, shipping, as well as control and monitoring of sales, and other features. Given that Sistrade® is MIS|ERP based on the latest computer engineering tools, the company is able to reach all the features through Internet access, facilitating business management from any place in the world.

[www.infiniitlabel.com](http://www.infiniitlabel.com)



### Herzog Etiketten KG

**GERMANY**

Herzog Etiketten KG, a German company, specializing in the area of self-adhesive labels printing, acquired Portuguese integrated business management system MIS|ERP Sistrade® for company management. Herzog Etiketten KG did not hesitate at the possibility of having an integrated management of all the departments, from specific estimating, parameterized according to the product type, invoicing, purchases from suppliers, stocks management, job orders management to the manufacturing data collection via production terminals and automatic data acquisition (via PLC), and others. This German company, headquartered in Rohrbach, not far from Alsace and Strasbourg, is in the centre of Euro-

### Etilabel

**PORTUGAL → INDÚSTRIA E COMÉRCIO DE ETIQUETAS E EMBALAGENS LDA**

Etilabel, one of Grupo Ideal companies, specializing in printing adhesive labels in flexography and silkscreen acquired Portuguese integrated business management system MIS|ERP. As a result, the company uses Sistrade® in all the areas of the company, from estimating to production control and supervision, obviously also for stocks management, planning and shipping.

[www.etilabel.pt](http://www.etilabel.pt)

### Proempaquas Ltda

**COLOMBIA**

Proempaquas Ltda is one of the largest industrial companies in the area of flexible packaging printing in Colombia. With the headquarters in Bogota and with over 35 years of experience in production of self-adhesive labels and flexible packaging for food, cosmetics, agrochemical and pharmaceutical industry, Proempaquas was looking on the market for the technologically updated solution that would provide the automation of the business processes and internal organization, adjusting itself to the specific needs. Using Sistrade® makes it possible to incorporate all existing business processes, allowing management and control of business process (technical data sheets, estimates, invoicing, CRM, etc.) and production process, such as the issuance of job orders, on-line collection of production data in all the sectors of the company, production supervision, cost control.

[www.proempaquas.com](http://www.proempaquas.com)

### Adhesivos Orcajada

**SPAIN**

Adhesivos Orcajada, S.A.L. is a Spanish label producing company from Murcia that was established in July of 1995, in different departments of the company work over 100 people. The flexographic printing technology company offers a wide range of services and makes it possible to obtain a finished product meeting the best market conditions in terms of quality and price..

After a careful market search for different MIS|ERP solution providers, Adhesivos Orcajada S.A.L., concluded that SISTRADE is the ideal business partner for its flexibility and scalability in terms of configuration as well as for the available functionalities for this specific sector of label printing.

The concept of Sistrade® allows adapting the system to any type of work in the field of Label converters and flexography, permitting management and control of both, business and production processes.

[www.adhesivos-orcajada.es/eng/](http://www.adhesivos-orcajada.es/eng/)

→ **SISTRADÉ PRINT  
WORKFLOW**

**SISTRADÉ®**  
**MIS | ERP 100% WEB BASED**



**STOCKS AND PURCHASES  
MANAGEMENT**




**PURCHASES**

- Management of suppliers
- Price lists by material rules and by supplier
- Internal requests and purchase needs
- Workflow of requests approval
- Preparation of purchase order to supplier and its delivery and distribution plan
- Registration of supplier invoice for accounting
- Outsourcing management

**STOCKS  
MANAGEMENT**

- Reception of purchases from the supplier
- Management of the various movements of materials
- Attribution of materials to job order
- Multi-warehouse
- Real-time perpetual inventory
- Complete traceability by material

**ADMINISTRATIVE AND  
FINANCIAL AREA**



**GENERAL LEDGER**

- General and analytical accounting
- International Accounting Standards
- Legal reports
- Automatic launch

**HUMAN  
RESOURCES**

- Register of employees
- Payroll
- Performance appraisal

**TREASURY**

- Management of banks and control of bills of exchange
- Customer/supplier current accounts
- Management of payments and receipts

**FIXED ASSETS**

- Individual record of assets
- Revaluations, disposals, allocations
- Legal reports

**COMMERCIAL MANAGEMENT  
AND ESTIMATING**

**ESTIMATING**

- Request for quotation
- Details of job
- Detailed calculation of job
- Application of margins
- Simulation of other quantities
- Approval workflow
- Send to customer by e-mail

**CUSTOMER ORDERS**

- General customer data
- Confirmation of estimate
- Definition of delivery plan in different physical and temporal spaces
- Approval workflow
- Automatic generation of job order
- Order confirmation to the customer

**SHIPMENT**

- Elaboration of shipment plan
- Automatic issuing of delivery notes based on shipment plan
- Creation of Packing List
- Issuing of identification labels
- Automatic generation of stock movements

**INVOICING**

- Preparation of invoices, credit notes, debit notes, proforma invoices
- List of delivery notes pending for invoicing
- Certified software
- Electronic invoicing
- Batch invoicing

**CRM**

- Forward sales plan
- Scheduling activities of sales team
- Communication, requests, sales opportunities log
- After-sales service
- Dashboard with performance information

**PRODUCTION**

**JOB ORDERS  
MANAGEMENT**

- Organizing production methods
- Planning and controlling various manufacturing stages
- Monitoring of orders in production, scheduling deliveries and launching materials in stock
- Settling production costs
- Analysis of efficiencies by line, section, machine and employee
- Reduction of production costs
- Information maintenance

**SCHEDULING  
& MRP**

- Gantt scheduling of job orders
- Sequencing of operations by drag & drop or in tabular format
- Assisted employee scheduling
- Matrix-based scheduling of operations by employee
- Real-time indexing of the beginning and end of production
- Load analysis and resource/machine availability
- MRP – Material Requirement Planning
- Multi-user scheduling

**SCADA**

- Local or remote supervision and multi-factory
- Real-time information about the functional status of the machine
- Identification of employees who are working on the machine
- Produced and rejected quantities
- Events and occurrences per machine and per job order
- Display of speed per machine in real-time
- Register of automatic downtimes and their reasons



**DATA COLLECTION AND COSTING**

- Data collection via touch screens
- Data collection via PLC
- Process quality control
- Traceability
- OEE – Overall Equipment Effectiveness
- Analysis of income, productivity

**EQUIPMENT  
MAINTENANCE**

- Preventive and corrective maintenance
- Management of maintenance costs
- Maintenance plans
- Management of spares

**QUALITY CONTROL**

- Inspection and testing
- Technical datasheets of control
- Costs and management of non-conformities

**MOBILE WAREHOUSE**

- Wireless and online device (PDA / mobile phone)
- Inventory and materials management
- Creating documents of input and output of materials

**MOBILE BUSINESS**

- Wireless and online device (PDA / mobile phone)
- CRM in the pocket

**E-BUSINESS /  
WEBPORTAL**

- Customer perspective
- Supplier perspective
- Online information

**JDF/CIP4**

- Integration with pre-press
- Integration via JMF with printing machines
- Two-way communication

**BSC – BALANCED  
SCORECARD**

- Integrated management of the company
- Management from the customer, financial, processes, innovation and growth perspectives

**ENERGY MANAGEMENT**

- Monitoring of energy consumption
- Load shedding
- Real cost control



## → LABELS

# Estimating of Labels

→ This area of printing industry is very specific, having on mind that the estimating must include important details such as for example, the use of die-cutters and the total real-time control of the production time.



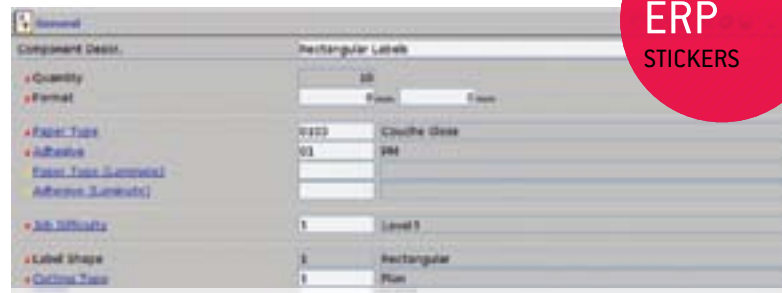
## Specify the Component of Labels

→ This stage of the calculation allows simulating label production process. To make this possible, the system divides the screen into eight separate areas known as: general, inks, direct printing/stamping, printing in the second machine, die-cutter application in the second machine, pre-press and finishing operations, materials and summary of costs. In the section "general" the user has to answer to a set of questions which will help to define the cost. Usually the user would have to indicate if the sticker is small or medium sized rectangular, the number of copies of each item, format, paper type and adhesive to be used, job difficulty, sticker form set by the user, (rectangular, oval, round, special, etc.) what may affect the die-cutting of the work, type of die-cutter, and the application of die-cutting in the second machine that allows the user to choose if the die-cutter will be applied during the printing process or in the second machine. In addition to this, there are details referring to the maximum number of horizontal reproduction of the parallel labels, radius of curvature, horizontal separation which indicates the distance in mm between each label, number of productions, etc.

cause there are mandatory fields, such as identification code of die-cutter in the system, which can be filled in an assisted way, as there pop-ups a table with all the existing types. The geometric shape of a die-cutter can be also filled in an assisted way, just as the width of die-cutter. An informational field shows an image of a die-cutter if there is one, already associated to the record. Another code that has to be filled regarding the feed length is the height of the die-cutter, as well as the number of labels in width, the number of labels that the die-cutter cuts in width and the space between the labels in width. The radius of curvature of the corners of the die-cutter and its purchase value should not be left out. The user has a part referring to the document associated to the die-cutter purchase, and can associate images which can later be viewed.

## Maintenance of Die-cutters

→ It is possible to manage all the previously used die-cutters. In this option, the user has an access to the screen with various fields but it is very easy to use be-



Sistrade  
ERP  
STICKERS

## Simulation of Scenarios

→ Just like in computer games, the system has a section called "scenarios". This is a very interesting because here the user can see machines and die-cutters and can make the simulation of the estimate. Then the system starts calculating and presents all the possible scenarios according to machine and cylinder and presents the costs. The user can select the desired one by clicking on its number. The system assumes the machine and cylinder according to chosen scenario but the user can always choose another.

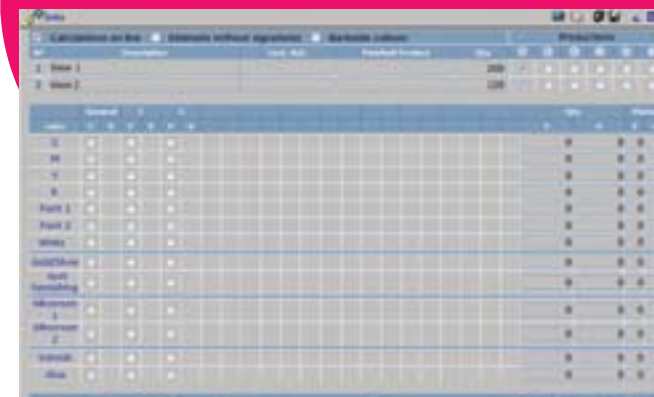
It is possible to preview the number of times the job should be produced to reach the requested quantity. The user can see the number of repeated plates of a previous job that can be reused and also define the left and right margins of the label, as well as a field of the diameter of the reel of finished product. When printing labels in reel, the user indicates to the system the number of each and then the system calculates the number of necessary reels. The system also provides data about the amount of variable numberings that the label will have, and what type of stamping should be applied. There is an optional area of recalculation where the system assumes that the stamping imposition is equal to printing imposition, if silkscreen printing and lamination will be applied and if so, what type.

## Stamping on the Second Machine

→ This section defines whether the printing is made outside of the printing machine. If it is made in the printing machine, the data will not appear. If there is more than one stamping machine, the user can choose in which one wants to place the job and the system gives the information about the stamping imposition, representations, necessary quantity with or without damage of stamping foil in press and preparation, job difficulty, time and costs.



Sistrade  
ERP  
STAMPING



## Section Inks

→ Here the user indicates, which colours and where, recto/verso, will be used to make the job. Besides colours, it is also possible to indicate silkscreen printing, varnishing and gluing. In this area there are three selection fields and on-line calculations, estimates without versions and colours in verso for the works where it is necessary. Whenever the user selects a colour, either recto or verso, the system calculates the consumption

and value, based on g/m2 consumed and the price per kg. The colours can be defined in general or per versions which have different colours. The system makes the theoretical calculation of consumption, based on the percentage of ink that covers the work, as well as the amount necessary to cover 1 square meter. In the section "printing/direct stamping" the system identifies the available machines and the ones that cannot be used, and selects the first available machine. The user can choose another machine if it does not appear with the lock symbol. After selection, the system


presents the imposition of printing, die-cutter, online stamping and silkscreen printing. When accessing printing imposition, the system gives the information about a maximum number of parallel labels and horizontal space between labels, these data can be changed. With die-cutter imposition, the user obtains information about the size of the label, imposition, right/left margins, horizontal and vertical separation, defined by the choice of the cylinder. But the system also presents data about printing spot in mm and a minimum width of the reel, the cylinders that will be used in printing, stamping and silkscreen, gross plans and plans for production, paper and foil in metres that are necessary for press, preparation wastes for each colour, cost per hour and additional cost, and machine speed, preparation and press time. It also displays the price per hour and the value.



## → LABELS

### Application of Die-cutter on the second machine

→ This section defines whether the application of die-cutter is made outside of the printing machine. The data will not appear, if it is made on the printing machine but if there is more than one machine for the application of die-cutter, the user can choose in which one wants to use. After the machine is chosen, the system provides the information about the die-cutter imposition, representation, difficulty, time and costs.



### Prepress and finishing operations

→ The elaboration of a component is based on the calculation of the printing area but the system can also calculate the production stages that are prior to printing – prepress and postpress stages, such as rewinding, finishing and shipment. These operations appear organized by manufacturing stage. For each operation, the system will suggest some values resulting from formulas applied to the data that is already introduced or was calculated before, so that the system is able to calculate the cost and the time estimated for each operation.

### Materials

→ In addition to the previously selected materials, the system displays for each of them, quantity, unit price and value that will be necessary for a job, according to manufacturing stage. For example, the materials that the system shows for the prepress are the plates.



### Cost Summary

→ Here the user can see the values of the cost of the component by sections and material or services. The system also presents the weight and cost in percentage of a material or service for each manufacturing stage. At the end, the total values are indicated, unit price and the price per thousand.



### Estimate Values

→ After the user specifies the details of each component defined in the estimate that constitutes the job, it is necessary to consult the job costs that are grouped according to their type, and set the margins of the quotation that is going to be sent to the end customer. To do so, by accessing the screen of the final values of the document, the user can check the information by status or the document insertion date in the system, by customer, by its origin (whether it is new or repeated), by job title, internal comments of the document, and specifications of the job or series.

### Detailed Cost Values and Financial Margins

→ As the phrase sums up, in this part appear the costs of all components that constitute the job, values calculated by the system and presented in the "value" column which sets the total costs relating to printing machines, inks and varnishes, the number of plates to spend, paper, job production operations and other materials necessary for the production.

Sistrade  
ERP  
ESTIMATES



### Additional Services/ Materials

→ There are situations when for the production of the product it is necessary to acquire specific tools with significant costs and their value is not incorporated in the final value of the product, but there are some services or materials that, according to the decision of the customer, are paid apart. This happens very often in the printing houses that use die-cutters or gravures that only serve to support the development of the product if its cost is covered by the customer. This cost is always indicated in the first order of the product, and is not repeated in the following orders of the same product.



### Application of Margins

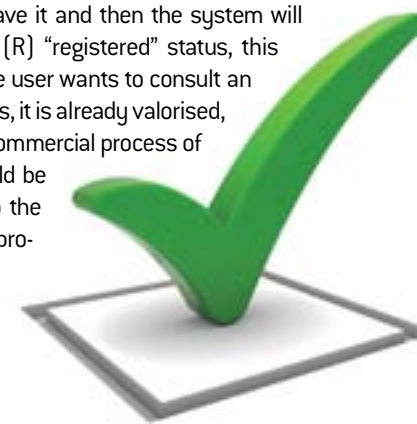
→ In this section the user can specify the commercial margins of the job that may be linked not only to the commercial margin of the company, but also to the margins of other entities involved in the sale process, such as vendors or agents and credit insurance institutions.

### Financial Indicators

→ Some indicators will help the user to interpret more fully the partial costs and sales values, such as percentage of total job cost, raw materials, subsidiary materials and subcontracts or the percentage of the market sales value, raw materials, subsidiary materials and subcontracts. Here the user can have access to the differential between market sales price and the costs set previously.


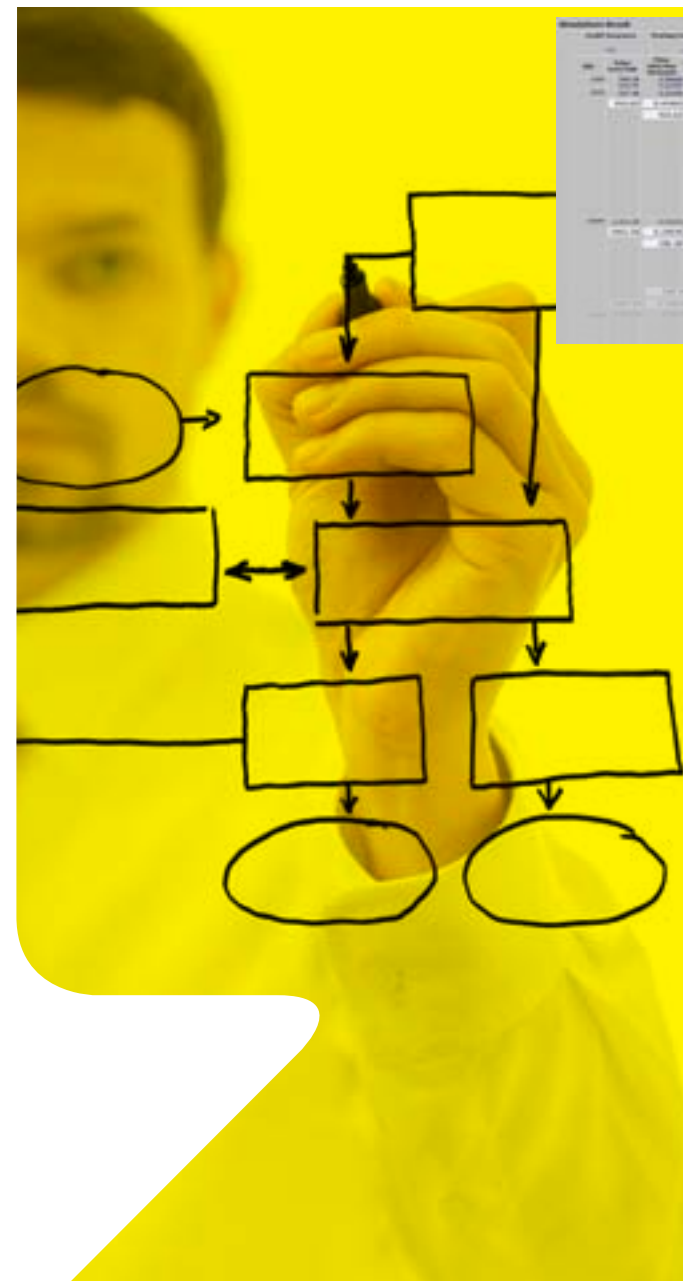
### Predefined Margins

→ The system also allows the user to define a range of margins to be applied. As for the final value of the document, the user should save it and then the system will change the estimate to [R] "registered" status, this means that whenever the user wants to consult an estimate that is in R status, it is already valorised, and can proceed to the commercial process of the company, which could be sending the quotation to the customer or internal approval of the document.



### Simulation of Other Quantities

→ Any time the company receives the request for quotation of the job for more than one quantity, the user does not need to elaborate document details again. For the situations like this, Sistrade® Print has a tool that will allow the user to make an estimate for only one quantity and replicate the final results of the document, taking into account the remaining quantities requested. This process saves time and effort when obtaining new quotations for the same job and new quantities requested.





## → SCHEDULING AND INDUSTRIAL MANAGEMENT

JUST AS ITS NAME INDICATES, THIS MODULE AIMS TO SCHEDULE THE PRODUCTION OF ALL THE MACHINES IN A SIMPLE WAY, TAKING INTO ACCOUNT ASPECTS, SUCH AS THE DURATION OF EACH OPERATION AND SCHEDULING CRITERIA. THIS MODULE WILL WORK ONLY IF THERE ARE ORDERS CONFIRMED AND READY FOR PRODUCTION.

# PLAN PRODUCTION

## MONITOR ALL THE PRODUCTION OF THE PLANT

# A

t any time, the user can view scheduling and monitor in real time, the entire production of the plant. In this option called "Schedule" the user can set new production plans, new criteria, add job orders, etc. Usually it is the production manager, who has permission to access this option but the menu option "Schedule – View" also allows the operators to view the production plan set by the manager.

The user has access to a scheduling screen with the resources which are the machines, time, days and hours. There are two background colours of the diagram, brown represents the time that the machines are not producing, the production line is stopped, and beige indicates the time available for production. This is in fact a very simple way for the user to get a clear view of the situation.

The job orders can be observed in order to see the estimated duration of each. The status of each job order is labelled and can be updated in real-time if there is real-time data acquisition of the machines.

But imagine that the user wants to return to the main menu. It is possible to do this? Of course, on the main screen it provides a toolbar which allows the user not only to return to the main menu but also to remake the manufacturing calendar, see job orders to be planned, plan shipment, remove job orders from planning, from the report, remake of refresh, etc.

In the second stage of scheduling a different aspect is presented, here appear all the job orders that were previously selected and it is possible in the operation of each job order to (de)select production and change the machine that was set in the estimate.

One very curious thing is that at this stage, the user can divide each operation into various machines, where this assignment is presented in percent and lets the user to choose the machine for each part of the operations.

Equally important is the fourth stage of the scheduling where the user has an access to a sequential list of all the operations to be performed, that can be changed. After completion of this stage, the application displays the final result, although it is possible to withdraw job orders or even some production orders that are separated into stages from scheduling.

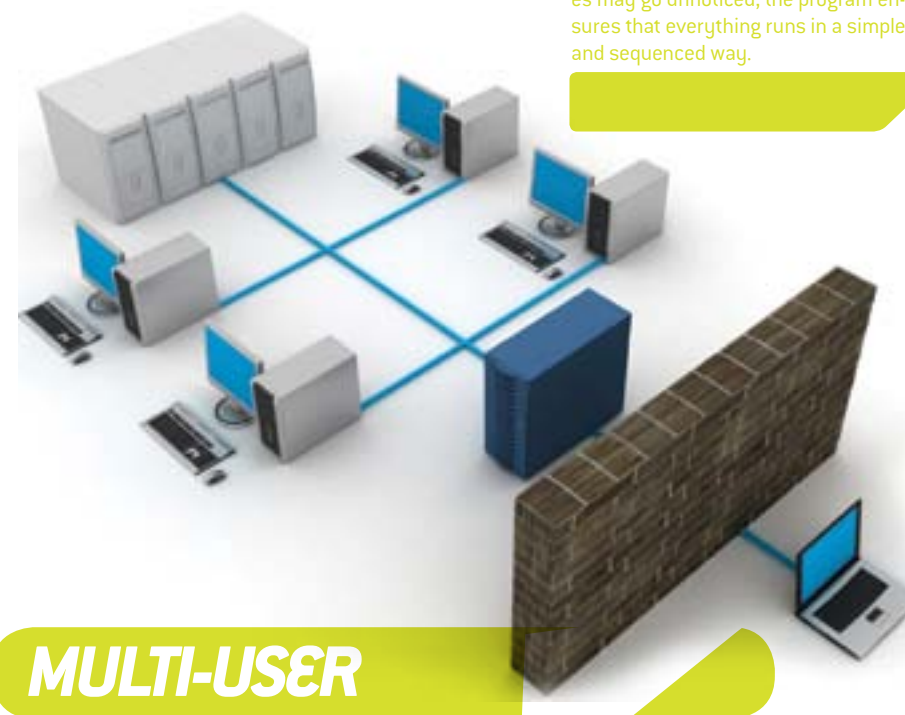
For those who think that some stages may go unnoticed, the program ensures that everything runs in a simple and se-

quenced way. For example, in the settings of scheduling, the user can define the visual aspects using a window that appears with some parameters.

An important element of all this is a scheduling report which the user can view and print, taking into account given time range. The user must follow logical steps; fill in the fields, in order to get a report containing data of a particular time range also selecting the mode of viewing. Here the user can select different options from a toolbar that allow accessing the report in PDF, Excel or in Report Server.



→ For those who think that some stages may go unnoticed, the program ensures that everything runs in a simple and sequenced way.



## MULTI-USER

### IN PRODUCTION SCHEDULING

**WHEN CONSIDERING A MULTI-USER PLAN-NING**, it is necessary to note that the production scheduling can be done by more than one person, and that is why the system controls the time when each person is recalculating the planning, preventing other users from making any changes in the scheduling.

It detects when the changes are being made and displays a message to the users. In addition, the control of multi-user was extended to functionalities such as "job orders to be planned" and "remove job orders from planning". Therefore, whenever a user accesses these functionalities, the system validates that

changes are being made by another user, indicating this fact to the current user and redirecting him to Gantt, not allowing the latter to make any changes.

## Toolbar of Scheduling Report Screen:

As everything in this programme is thought of, the systems only allows for one operation to be placed in the resources where it will be carried out, thus avoiding possible errors, such as placing postpress work into prepress resources. Of course, if necessary, there is a resource validation where the operation that is, made having on mind alternative resources, can be placed.

It is obvious that all these changes take effect only after the user clicks on the button "refresh planning". Another possibility is "block job order in date and time", on the shortcut menu and where it forms an option "set/release".

There many specific parts in this programme but after using it for a while, it becomes clear that the main rule is logic. For example, to unlock it is enough to make the same process while leaving the date/time field empty.

To define the date of the beginning of the operation, it is possible to set a single operation in time. In order for the user to find a particular job order in the middle of so many others, there is a feature permitting to highlight a particular job, through the option "highlight job order" in the shortcut menu. In addition, the programme allows the user to include comments by operation, and the



## ➔ SCHEDULING AND INDUSTRIAL MANAGEMENT

user can describe what interests him most. An important note here is that the recalculation of the scheduling is not automatic, so the user must select the recalculation of scheduling.

To make changes, there is an option that allows the user to change the percentage of completion of the previous operation, which results in an adjustment of the start of the next operation. People working in printing industry know well the importance of being able to consult a worksheet from scheduling and here, it can be accessed through the shortcut menu. The reports that can be consulted are configured for job order.

It is also possible to define the sequence and percentage of scheduling by component through a menu option.

The scheduling uses of this configuration to make the sequences of operations, and to set the percentage of completion of an operation in order to start the next one. In the production scheduling it is possible to adjust the percentage of the completion of the operation through the option "percentage of previous operation".

The user can change and configure the system for this purpose but in some areas or resources that this is not possible, there appears the symbol forbidden.



It is possible to indicate if in the process of inclusion, the JOs are marked with the identifier in order to be able to identify which job orders were included into the scheduling in the option "scheduling settings". There is also an option "remove marker" which permits to deselect the operation or all the operations of job orders in the resource.

## Prevision of Material Reception for the JO

In production scheduling and for printing resources, the system analyses the prevision of material receptions, with a minimum date, for the job order and highlights in magenta operations that are prior to the expected date of material re-

ception.

## Scheduling by Job Orders

This menu option allows the user to view and print scheduling by job order for a particular time range. The logical steps to be followed in order to generate the scheduling of job order involve filling in the fields indicating the date of the beginning of the scheduling of job order.

Another equally logical step should be establishing search criteria, selecting the mode of report preview, either in PDF, Excel or Report Server. After selecting the mode, the report will be shown. ⬅



## SCADA & SHOP FLOOR CONTROL

**SISTRADe RESERVES ONE OF ITS BUSINESS AREAS** to technology solutions implementation of data acquisition, industrial supervision, planning and production control, which is called Sistrade® SCADA & Shop Floor Control, which could also be construed as an MES [Manufacturing Execution System]. SCADA allows monitoring and supervising the data ac-

quisition devices of various participants in the manufacturing process and may act in the field through remote inputs/outputs controllers or PLCs – programmable logic controllers. Information systems that are Shop Floor Control oriented, is software that allows one to plan job orders on time, monitor in real-time production process according to the

preset operation routing, control the movement of materials and hence make a production control more efficient. Here, SCADA turns out to be a complement to the management and production control systems.

## NEWS LABEL PRINTING

### IMPROVEMENTS AND DEVELOPMENTS!

**S**istrade always invests in the improvement of its programs and new features that the clients can benefit from and in the case of management software for the label printing area, there are now many features/improvements that were launched during periodical updates of ERP Sistrade®. Referring to improvements for label printing industry, the section of operations was "standardised", in order to cohere with other components, for example, offset.

Operations can be marked as subcontracted and this allows the users to make comments. Another new feature is the presentation of available cylinders in the estimate, now it is possible to show 20 records per row and the system can pick the available cylinders for each machine.

The estimates verify the amount of cylinders with the number of colours. This means that if we have a set of five cylinders of a particular measure and we want

➔ In the situations where it is necessary to have more colours than the machine allows, the system allows to perform multiple runs of the job in the machine.

to make an estimate with six colours, the system will not show the cylinders. There were also introduced some improvements related to manual setting of die-cutter costs. According to the type of formulation and die-cutter configuration type, the system provides a formula for die-cutter value calculation. When the user knows the exact value of the die-cutter, one goes to material and enters the value. Another improvement is a creation of die-cutter imposition in the second machine. If there is a job with stamping in the second machine, the system checks the stamping imposition with die-cutter imposition. Regarding the inks, the



re is a feature that allows the user to change prices in the estimating of the labels, it is possible to enter a price different from the one set in the parameters. In the situations where it is necessary to have more colours than the machine allows, the system allows to perform multiple runs of the job in the machine.

In label estimating area, there was introduced a second gravure in the materials and the optimization of the calculation, it is now possible to configure the machine that stamps two distinct areas with two different films. ⬅

## FAIRS 2014

FAIRS IN 2014 WHERE YOU CAN FIND SISTRADe:

### HIGH SECURITY PRINTING

17 - 19 February 2014  
Milan, Italy

### ID WORLD ABU DHABI 2014 SUMMIT

24 - 25 February 2014  
Abu Dhabi

### IPEX

24 - 29 March 2014  
London, UK

### IPACK CASPIAN

22 - 24 May 2014  
Baku, Azerbaijan

### FEST. A CROPACK

29 - 31 May 2014  
Croacia

### ROSUPACK

17 - 20 June 2014  
Moscow, Russia

### EURASIA PACKAGING

18 - 21 September 2014  
Istanbul, Turkey

### GRAPH EXPO 2014

28 Setembro - 01 Outubro 2014  
Chicago, IL, USA

### GRAFIMA

15 - 18 October 2014  
Belgrade, Serbia

### ASPACK

23 - 26 October 2014  
Seville, Spain

### PLASTIMAGEN

18 - 21 November 2014  
Mexico City



### WHERE SISTRADe ARE:

#### → SISTRADe PORTO

Rua Manuel Pinto de Azevedo, 64B  
4100-320 Porto, Portugal  
**T.:** +351 226 153 600 **F.:** +351 226 153 699  
 Call to Sistrade  
**porto@sistrade.com**

#### → SISTRADe LISBON

Av António Augusto de Aguiar nº148, 4ºC  
1050-021 Lisbon, Portugal  
**T.:** +351 213 805 082  
**lisboa@sistrade.com**

#### → SISTRADe MADRID

Ribera del Loira, 46 - Bloque 2, Planta 0  
28042 Madrid, Spain  
**T.:** +34 91 503 0083  
**madrid@sistrade.com**

#### → SISTRADe FRANKFURT

Platz der Einheit 1  
60327 Frankfurt am Main, Alemanha  
**T.:** +49 (0)69 97503 419  
**frankfurt@sistrade.com**

#### → SISTRADe WARSAW

Al. Niepodleglosci 69, 1st floor  
02-626, Warsaw, Poland  
**T.:** +48 606 744 996  
**warsaw@sistrade.com**

#### → SISTRADe LJUBLJANA

Rozna dolina, Cesta II/29  
1000 Ljubljana, Slovenia  
**T.:** +386 40 646 753  
**ljubljana@sistrade.com**

#### → SISTRADe ABU DHABI

Al Hilal Bank Building - Falah Street,  
PO Box 129 354, Abu Dhabi, UAE  
**T.:** + 971 (0) 249 30297  
**abudhabi@sistrade.com**

#### → SISTRADe MEXICO CITY

Av. Insurgentes Sur #1898, piso 12  
Colonia Florida C.P. 01020  
Distrito Federal, Mexico  
**T.:** + 52 (55) 9171 1156  
**mexicocity@sistrade.com**

#### → SISTRADe ISTANBUL

Buyukdere Caddesi, Levent No:193 Binasi  
K:2, 34394, Istanbul, Turkey  
**T.:** +90 212 371 47 29  
**istanbul@sistrade.com**

#### → SISTRADe PARIS

57, rue d'Amsterdam,  
Paris, 75008, France  
**T.:** + 33 (0) 181 504 506  
**paris@sistrade.com**

#### → SISTRADe MILAN

Viale Abruzzi, 13/A  
20131 Milan, Italy  
**T.:** +39 (0) 295 420 53 76  
**milan@sistrade.com**